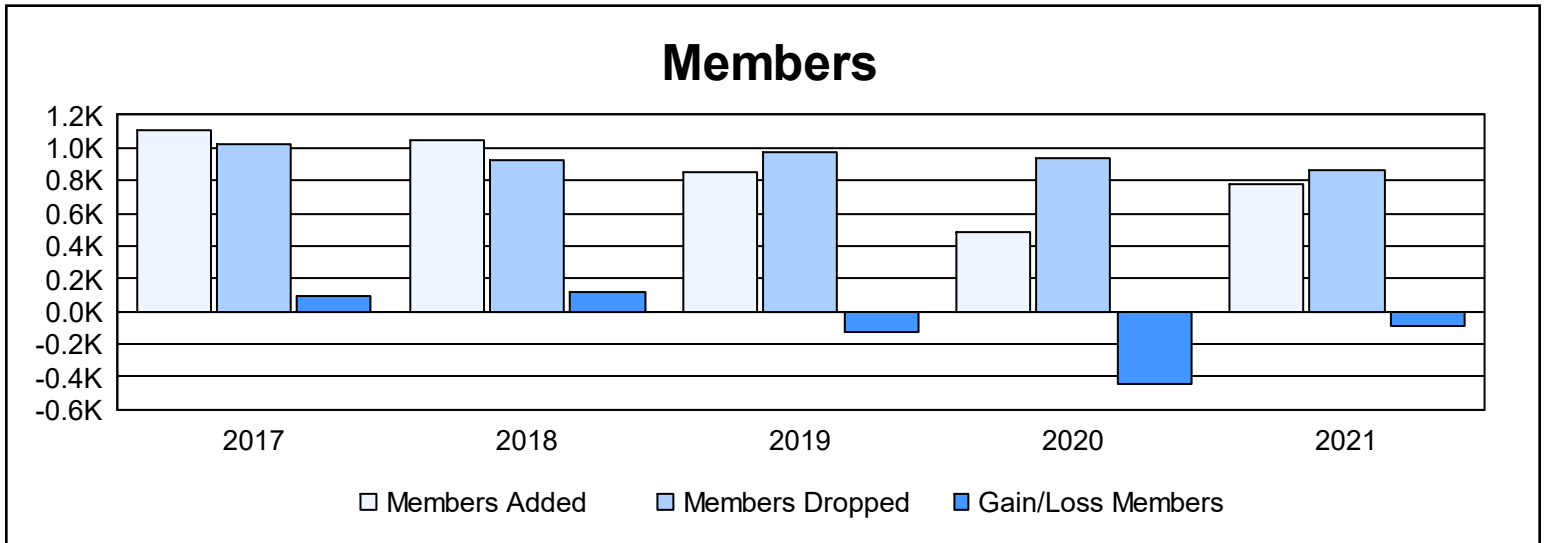
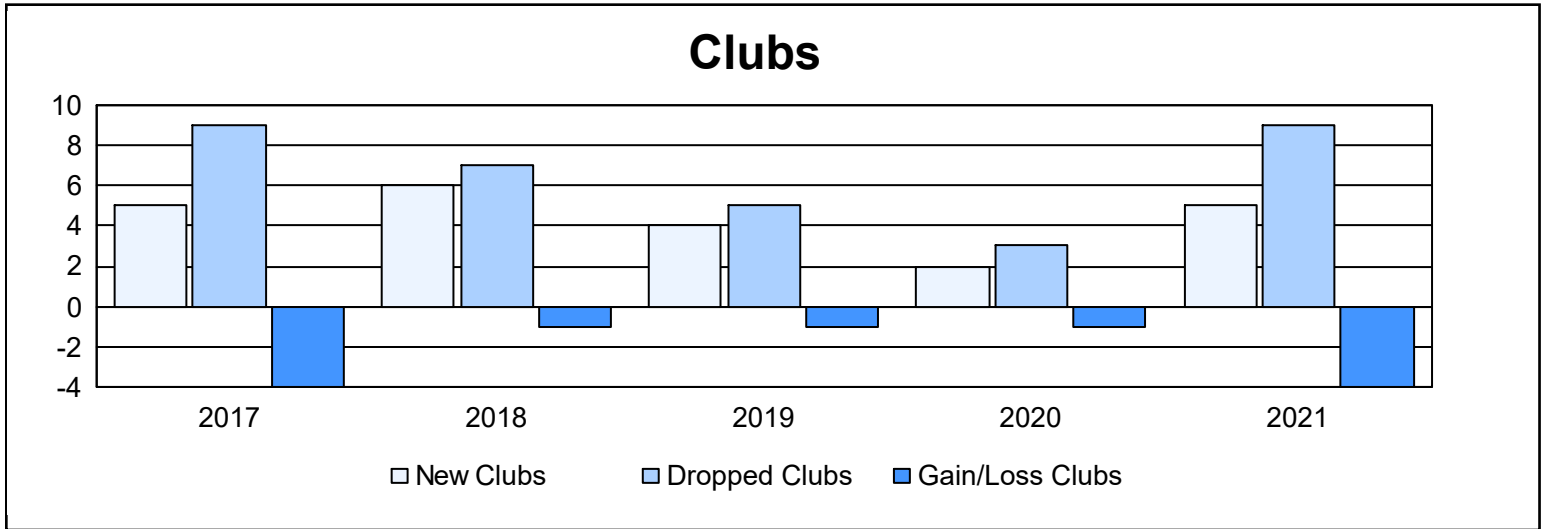
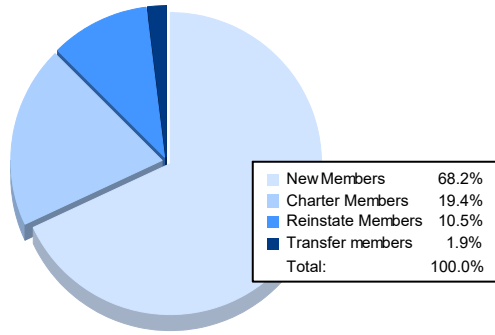


Year	New Clubs	Dropped Clubs	Gain/ Loss Clubs	New Members	Charter Members	Reinstate Members	Transfer Members	Total Member Added	Total Members Dropped	Gain/ Loss Members
2016-2017	5	9	-4	881	162	38	27	1,108	1,019	89
2017-2018	6	7	-1	845	160	32	11	1,048	927	121
2018-2019	4	5	-1	678	106	44	23	851	977	-126
2019-2020	2	3	-1	372	65	37	17	491	937	-446
2020-2021	5	9	-4	527	150	81	15	773	867	-94
Average	4	7	-2	661	129	46	19	854	945	-91



Membership Composition June 2021 Cumulative



Gender Composition June 2021 Cumulative

